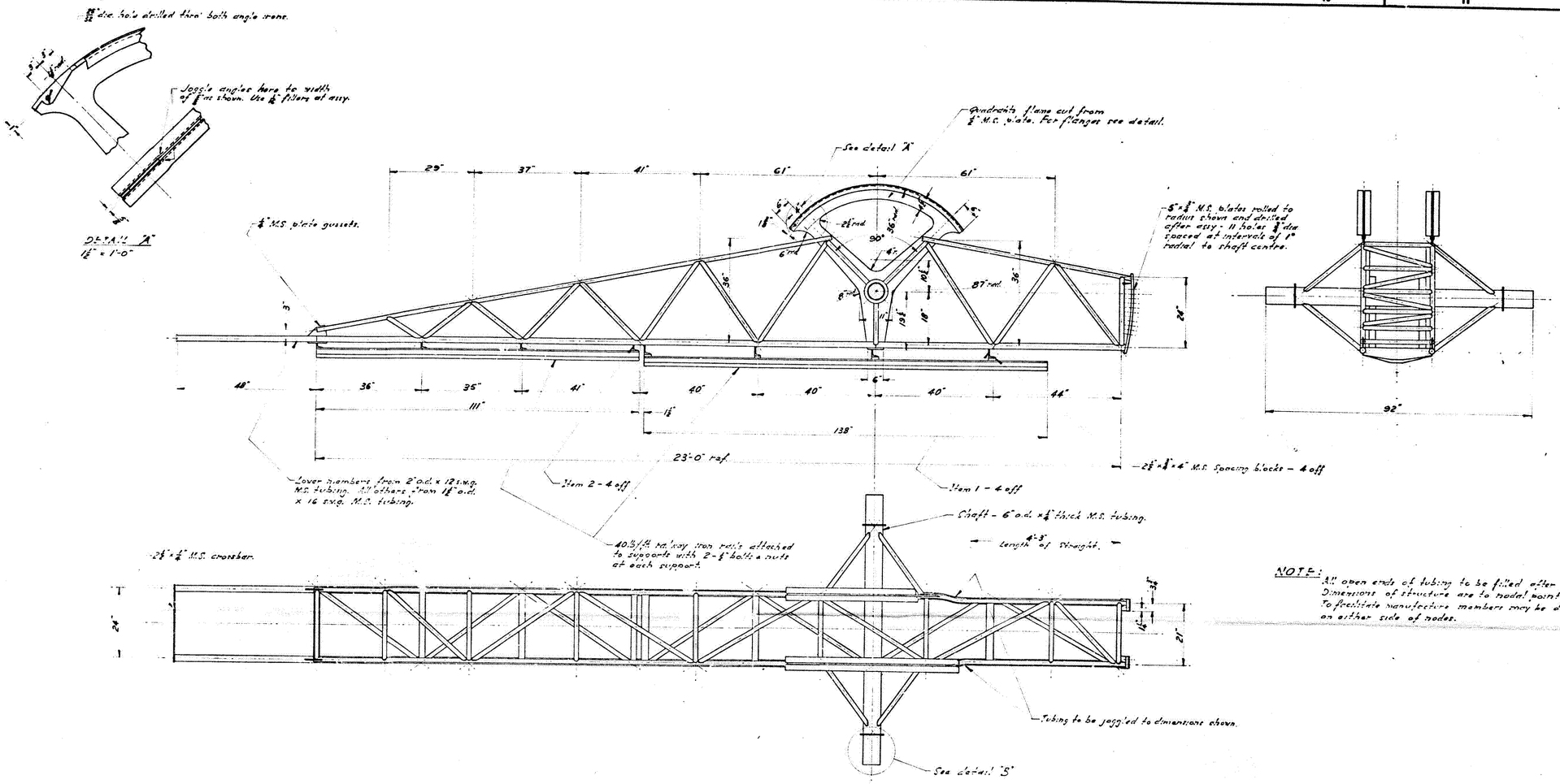

NOTE:
All open ends of tubing to be filled after fabrication.
Dimensions of structure are to nodal points.
To facilitate manufacture members may be displaced on either side of nodes.

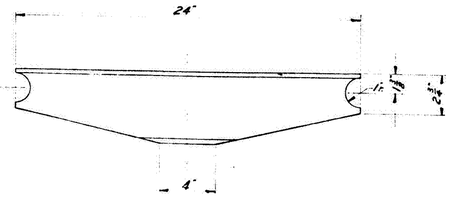

REAR RAIL SUPPORT - 4 OFF
MATERIAL: 5" x 2 1/2" M.S. Channel.
3" = 1'-0"
ITEM 1

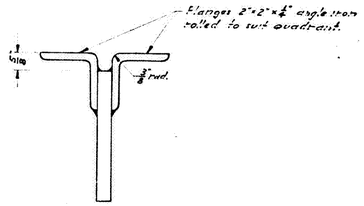

DETAIL OF QUADRANT FLANGES
HALF FULL SIZE

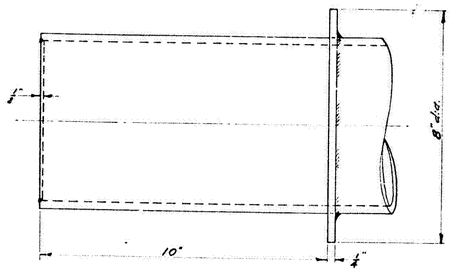

DETAIL "B"
HALF FULL SIZE



FRONT RAIL SUPPORT - 4 OFF
MATERIAL: 4" x 2" M.S. CHANNEL
3" = 1'-0"
ITEM 2

RESISTORS ±10% WATT
RESISTANCES IN OHMS
CAPACITANCES IN MICRO-FARADS
UNLESS OTHERWISE STATED

SECURITY CLASSIFN.	ISSUE No.	MOD. No.	CHECKED	APPVD.	DATE	ISSUE No.	MOD. No.	CHECKED	APPVD.	DATE
Unclassified	1									

MATERIAL	FINISH	SPECN.	FIRST USE	GENERAL TOLERANCE	WHIT THREADS TO BSS 84	DRAWN	J.J.F.	29-5-58
As shown	Undercoat with zinc chromate and paint grey - 2 coats.	Com'l.		Fractions ± 1/32 Decimals ±	BA THREADS TO BSS 93 UNIFIED THREADS TO BSS 1580	CHECKED		
						APPROVED		
						GROUP APPROVAL		

COMMONWEALTH OF AUSTRALIA
WEAPONS RESEARCH EST.
SALISBURY

DIVISION	TITLE		
S.A.D.	"LONG TOM" LAUNCHER BEAM DETAIL		
	SCALE 3/4" = 1'-0"	PROJ. No.	DRG. No. SAD 5009/100 B