Design Contest WINNER

The "ANTARES Space Probe", first place winner in Centuri's recent Design Contest, is truly a rewarding model to build and fly. Using standard Centuri parts, the ANTARES is easy to build and will carry up to one ounce of your favorite payload.

"ANTARES" SPACE PROBE

Designed by EDWARD LA CROIX - Age 13, Wayzata, Minn.

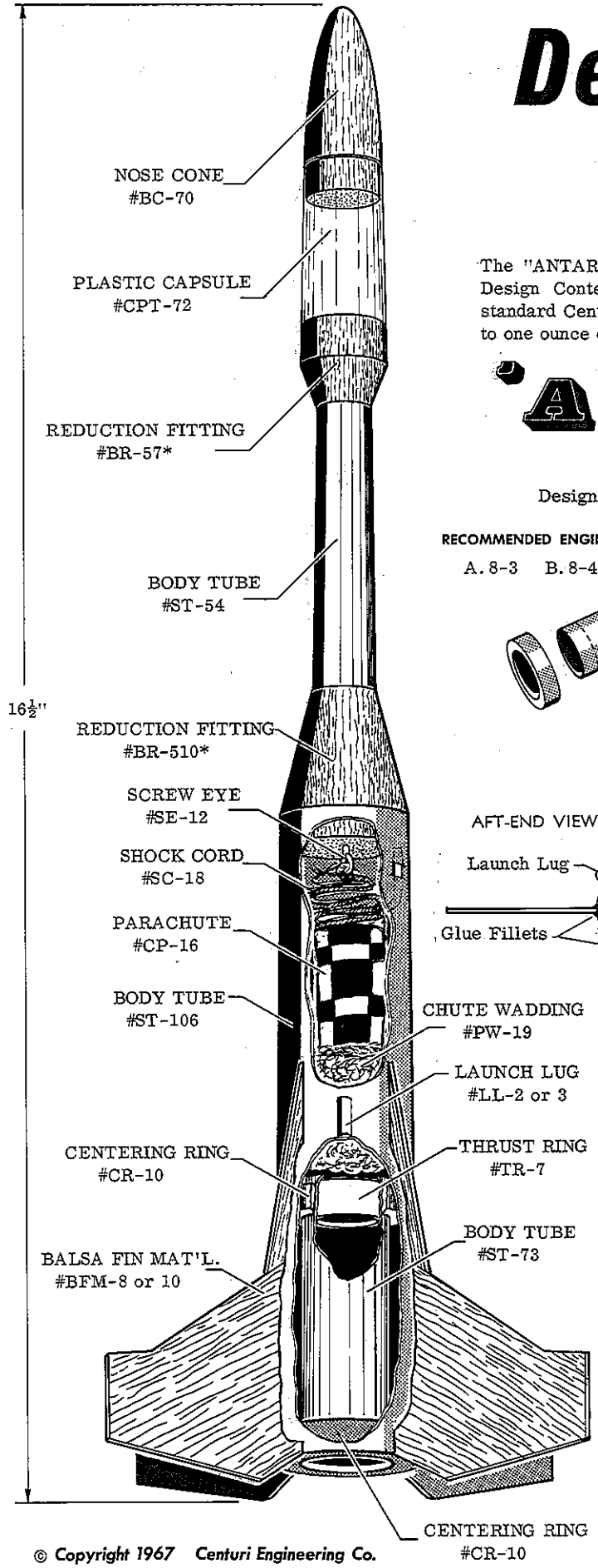

RECOMMENDED ENGINES

A. 8-3 B. 8-4

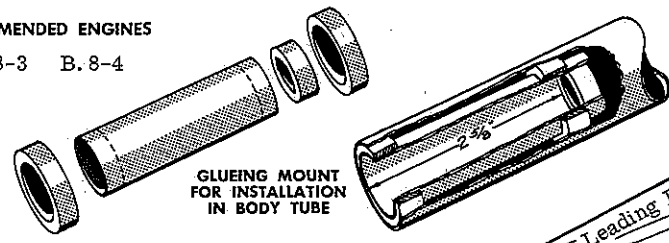

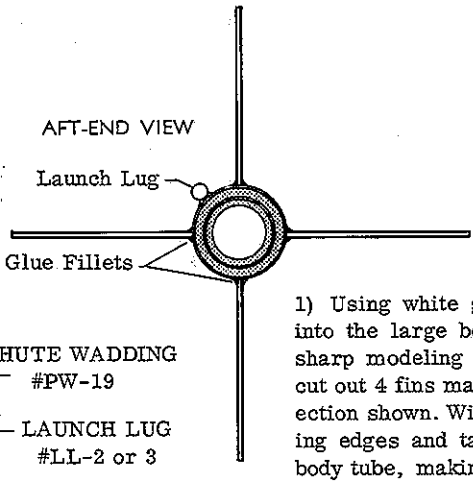

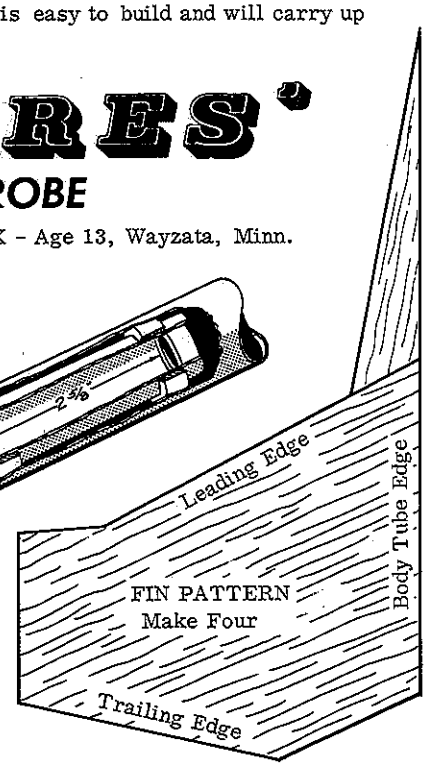

1) Using white glue, assemble and glue engine mount into the large body tube as shown above. 2) Using a sharp modeling knife and the pattern above, carefully cut out 4 fins making sure balsa grain runs in the direction shown. With fine sandpaper, slightly round leading edges and taper trailing edges. 3) Glue fins on body tube, making sure they are lined up properly. 4) Both balsa reductions should fit tightly into the #54 body tube. 5) Thread and glue screw eye into base of BR-510. Tie shock cord and chute shrouds to eye. Glue other end of shock cord between slits in body tube.

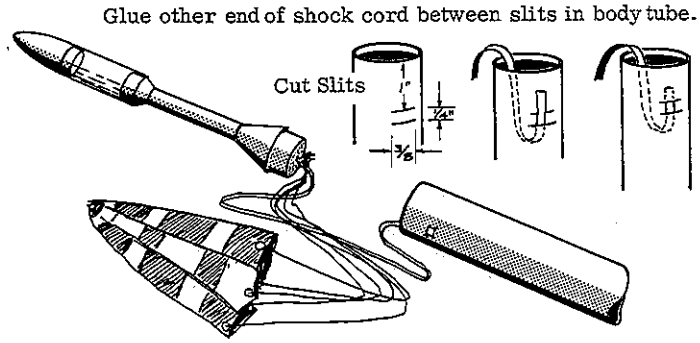

*PLEASE NOTE: While not shown in 1967 catalog, these new Balsa Reduction Fittings are now available:

BR-57 Adapts #5 to #7 Series 30¢ each
BR-510 Adapts #5 to #10 Series 35¢ each

© Copyright 1967 Centuri Engineering Co.